SHEET 1 OF 1



CIRCUIT: SPST

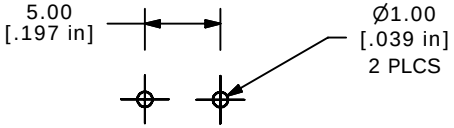

PCB LAYOUT

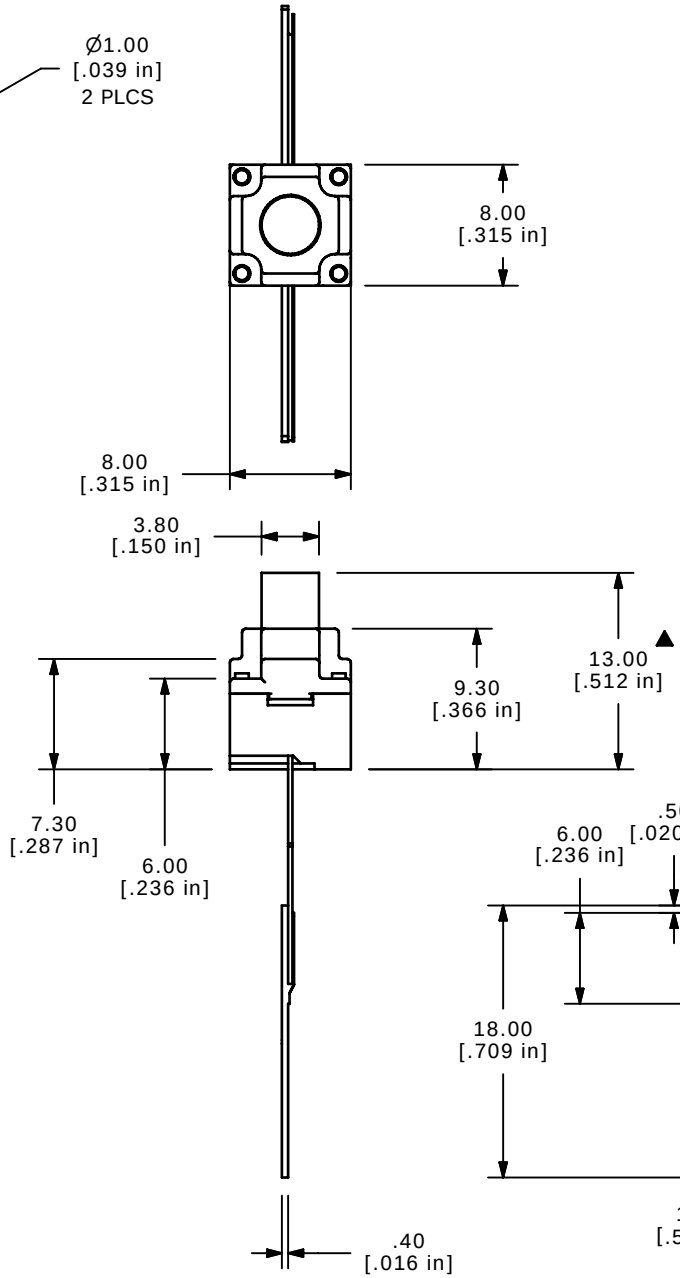

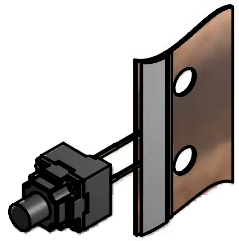

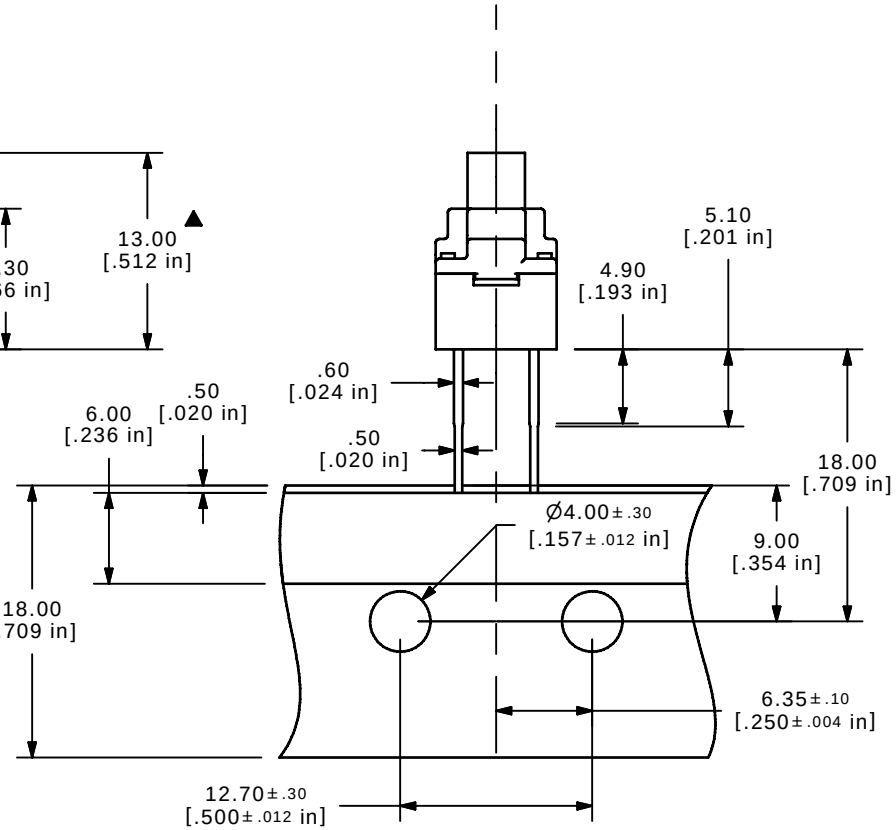

NOTES:
1. ALL DIMENSIONS IN MM [INCH]
2. GENERAL TOLERANCE: X.X=±0.4
   X.XX=±0.25
3. RATING: 12VDC @ 50mA
4. CONTACT RESISTANCE: 100mΩ MAX.
5. INSULATION RESISTANCE: 100MΩ MIN @100VDC.
6. ▲ OPERATING FORCE: 260±50gf
7. ⊗ TRAVEL: 0.3+0.1/-0.1mm
8. OPERATING TEMPURATURE: -25˚C TO 85˚C
9. OPEREATING LIFE: 100,000 CYCLES
10. SILVER CONTACTS.
11. SEALED TO IP67
12. ▲ DENOTES CRITICAL PARAMETERS
13. 2002/95/EC (ROHS) COMPLIANT
14. PARTS ARE RADIAL PACKAGED, 1000 PIECES PER PACK. PARTS ARE ZIG-ZAG FOLDED AND 1 SWITCH IS REMOVED AT EVERY FOLD.

REV	PCR NO	DESCRIPTION	DATE	BY
B	18734	change travel tol from +.2/-.1	12/8/09	rc
A	18411	New Release	2/18/09	rc

THE INFORMATION CONTAINED IN THIS DOCUMENT IS PROPRIETARY TO E-SWITCH AND IS NOT TO BE COPIED OR TRANSFERRED

E-SWITCH

TITLE TL52AF260Q

SCALE	DATE	DR	DWG	REV
2=1	1/19/2009	rc	P002000	B